

SPYDERCRANE



URW295 MINI-CRAWLER CRANE

TECHNICAL SPECIFICATIONS

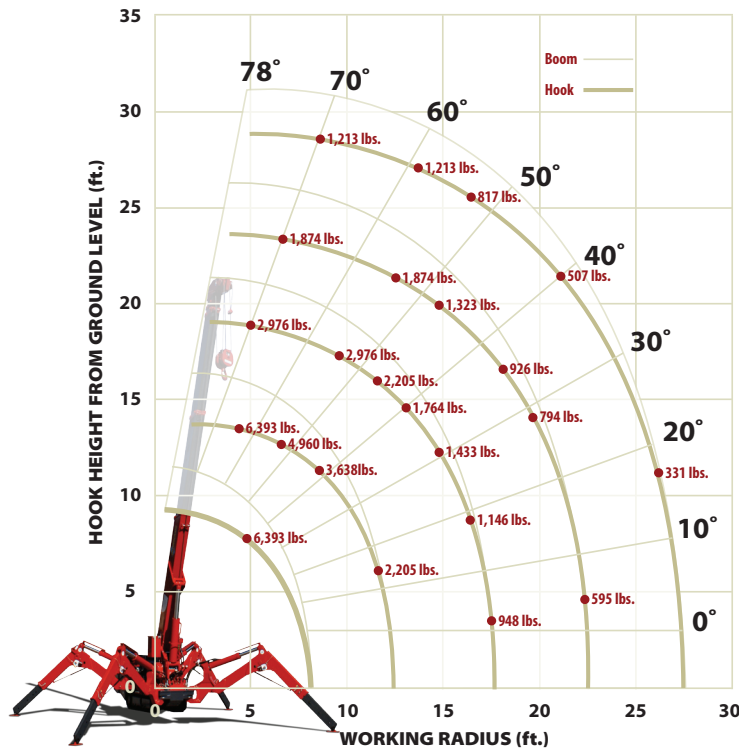
ASME/ANSI B-30.5 Compliant

DESIGNED TO GO WHERE OTHER CRANES CAN'T

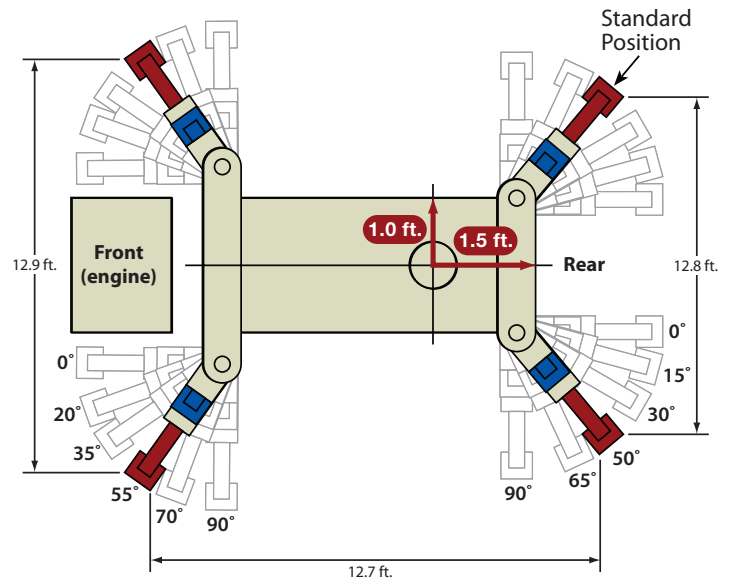
Engineered and manufactured by Japanese industry crane leader FURUKAWA UNIC Corp., the Spydercrane offers versatility, maneuverability and lifting capacity in a compact design that enables you to quickly, safely and easily meet all of your restricted and confined-area lifting requirements. They are distributed in North America by Spydercrane Sales, LLC. Each unit is backed by our 15-plus years of industry and application experience, complete inventory of genuine spare parts and accessories, and superior local service support.



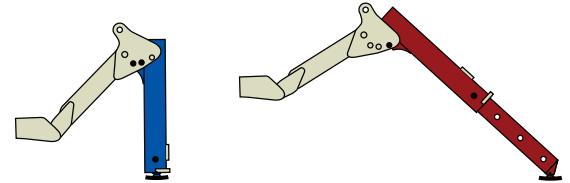
WORKING RADIUS



OUTRIGGER POSITIONS



OUTRIGGERS MINIMUM OUTRIGGERS MAXIMUM

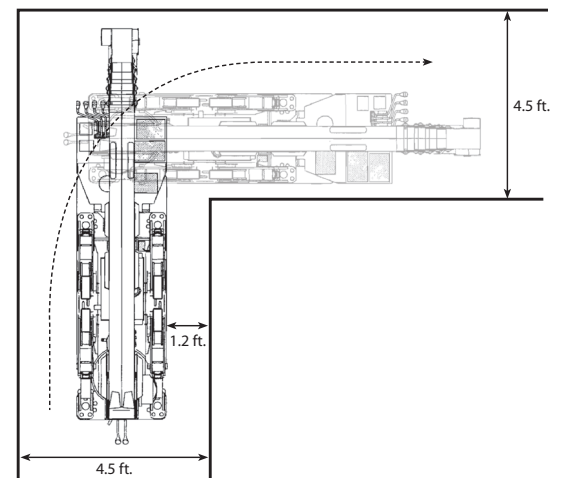


LOAD CHART

ALL BOOMS RETRACTED AND SECOND STAGE EXTENDED										
Working Radius (ft.)	3	4.5	5	6	7	8	10	11	13	
Outriggers Maximum (lbs.)	6,475	6,475	5,920	5,040	4,595	3,715	2,940	2,275	2,055	
Outriggers Minimum (lbs.)	4,485	4,485	4,485	3,270	2,500	1,505	1,150	840	620	
THIRD STAGE EXTENDED										
Working Radius (ft.)	7	8	9	10	11	13	15	16	18	
Outriggers Maximum (lbs.)	3,050	3,050	3,050	2,830	2,275	1,835	1,500	1,215	1,015	
Outriggers Minimum (lbs.)	1,835	1,500	1,240	1,170	905	685	555	420	330	
FOURTH STAGE EXTENDED										
Working Radius (ft.)	11	12	13	15	16	18	20	21	23	
Outriggers Maximum (lbs.)	1,945	1,945	1,725	1,390	1,170	995	860	775	665	
Outriggers Minimum (lbs.)	995	815	730	620	485	375	290	245	200	
FIFTH STAGE EXTENDED										
Working Radius (ft.)	12	13	15	16	18	20	21	23	26	28
Outriggers Maximum (lbs.)	1,280	1,280	1,060	885	750	665	575	510	400	355
Outriggers Minimum (lbs.)	840	705	620	510	420	355	290	220	155	135

Lifting capacity varies depending on outrigger configuration and boom length and angle.

TURNING RADIUS



URW295 MINI-CRAWLER CRANE

		URW295CRS	URW295CMRS	URW295CRS/P	URW295CDRS	URW295CDRE			
Engine / motor	Type:	Gasoline	Gasoline & Electric	Gasoline & Propane	Diesel	Diesel & Electric			
Crane capacity	Capacity:	6,475 lbs. @ 4.6 ft.							
Max working radius	Maximum:	1.4 to 28.0 ft.							
Max lifting height	Approximate:	29.0 ft.							
Turning radius (ft.)	Minimum:	TBD	TBD	TBD	TBD	TBD			
Dimensions (ft.)	Folded: (w x h x l)	2.0 x 4.6 x 9.0	2.0 x 4.8 x 9.0		2.0 x 4.6 x 9.1				
Weight	Unladen:	4,100 lbs.	4,380 lbs.		4,245 lbs.				
Outrigger point loading	Maximum:	152.2 psi on standard outrigger pads							
Winch speed	Approximate:	131 ft. / minute at 4th layer	Gasoline 131 ft. / minute at 4th layer	Electric 89 ft. / minute at 4th layer	Gasoline 131 ft. / minute at 4th layer	Propane	131 ft. / minute at 4th layer	Diesel 131 ft. / minute at 4th layer	Electric
Telescopic system	Boom length:	8.3 to 28.4 ft.							
	Telescoping speed:	20 ft. / 20 sec	Gasoline 20 ft. / 20 sec	Electric 20 ft. / 28 sec	Gasoline 20 ft. / 20 sec	Propane 20 ft. / 20 sec	20 ft. / 20 sec	Diesel 20 ft. / 20 sec	Electric 20 ft. / 20 sec
	Boom type:	5-section hydraulically telescoping boom, hexagonal box construction							
Boom lift speed		0° – 78° / 11 sec	Gasoline 0° – 78° / 11 sec	Electric 0° – 78° / 15 sec	Gasoline 0° – 78° / 11 sec	Propane	0° – 78° / 11 sec	Diesel 0° – 78° / 11 sec	Electric 0° – 78° / 15 sec
Traction system	Travel speed:	0 to 1.43 mph							
	Gradability:	20°							
	Track ground pressure:	6.96 psi							
Engine / motor	Manufacturer:	Mitsubishi	Mitsubishi	Mitsubishi	Mitsubishi	Kubota	Kubota	Kubota	Kubota
	Tank capacity:	1.85 gal	1.85 gal	DNA	1.85 gal		1.85 gal	1.85 gal	DNA
	Maximum output:	13 hp	Gasoline 13 hp	Electric 5 hp / AC 200-220V / 60 Hz	Gasoline 13 hp	Propane		Diesel	Electric 5 hp / AC 200-220V / 60 Hz
	Starting method:	Electric and recoil start as standard							
Standard and safety equipment	Full-function radio remote, patented turn-over-protection system, centrally located infinitely variable controls, onboard self-diagnostic computer system, hexagonal boom, anti-two block system, automatic hook stow system, hook safety latch, over-winding prevention device and alarm, working area limitation, minimum wire rope automatic stop, hydraulic circuit pressure relief valve and bubble-style level for outrigger leveling.								

Product specifications are subject to change without notice. No specific training or licenses are required to operate the Spydercrane in most areas, but operators are responsible for knowing and meeting all local safety requirements and regulations.

SPYDERCRANE

