

LOW-PROFILE MANUAL ROTATOR/TILTER 1100 WITH PAD CHANNEL

MODEL: MRTALPCH611LDC3

This lifter features a channel design similar to Powr-Grip's popular P1 Lifter Series. Depending on a load's dimensions, use either a 6-pad or 4-pad configuration for the best grip!

Low-Profile Design

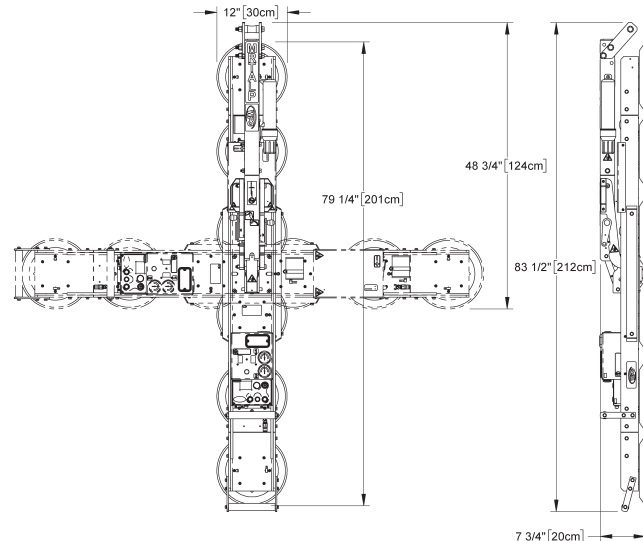
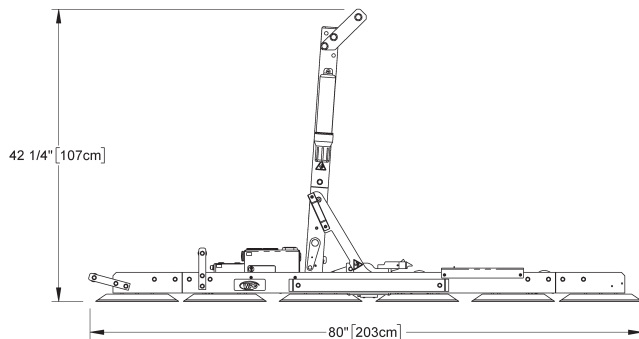

Got a tight fit between the building and its scaffolding? This lifter is ideal for fitting in narrow spaces!

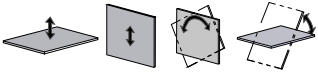
Equipped with Quadra-Tilt

Enjoy the ease of moving loads from 0 to 90 degrees and back again with minimal effort! Balanced loads in the upright or flat position stay in place, too.

Adjustable Lift Point

Choose 1 of 3 positions to find your preferred hang angle — particularly beneficial when placing similar loads repeatedly.



Model	MRTALPCH611LDC3
Maximum Load Capacity	1100 lbs [500 kg] (with 6 pads in use) 700 lbs [320 kg] (with 4 pads in use)
Load Movement	Manual rotation, 180° edgewise, with locking at each 1/4 turn Assisted manual tilt, 90° between upright and flat, with automatic latching in upright position 
Standard Pad Spread	With 6 pads in use: 79-1/4" x 12" [201 cm x 30 cm] With 4 pads in use: 53-3/4" x 12" [137 cm x 30 cm]
Number/Size of Pads	6 / 11" [28 cm] diameter, lipped
Lifter Weight	130 lbs [59 kg]
Standard Operating Power	12 volts DC, 4.5 amps
Profile Thickness	7-3/4" [20 cm] (does not include load)

STANDARD FEATURES

Intelli-Grip® Technology

Available exclusively from Powr-Grip®! Actively monitors power and vacuum systems to increase safety and productivity, using LCD-screen messages, diagnostic codes and other features

Dual Vacuum System

Features two independent air-line circuits to reduce risk of workplace accidents

Battery and Charger

Provide independent, rechargeable power source for cord-free lifter operation in any location; on-board charger features status indicator and automatic shut-off

Battery Gauge

Shows energy level in real time, to help determine when charging is needed

Notification Buzzer and Strobe Light

Alert operator of problems with power or vacuum system, with various patterns of sound and light to indicate severity; back-up battery provides independent power for buzzer

Green Lift Light

Provides visual assurance to know when vacuum is sufficient for lifting

Vacuum Gauges

Feature green and red zones to clearly indicate whether vacuum levels are sufficient for lifting

Vacuum Line Filters

Prevent liquid and other contaminants from damaging the vacuum generating system

Vacuum Reserve Tanks

Increase battery run-time by reducing pump cycles needed to maintain vacuum

Adjustable-Position Lift Spool

Provides three different lift points to optimize the lifter's hang angle, making repetitive material placement quicker and easier

Removable Pad Frame Extensions

Enable the operator to handle a variety of load dimensions

Spring-Mounted Vacuum Pads

Automatically adjust to match the angle of load surfaces, easing attachment

Two-Action, Blow-Off Release

Uses two separate buttons to avoid accidental release, and reverses airflow to quickly separate vacuum pads from loads, without after-stick

AVAILABLE OPTIONS

Remote control system (59906)

Controls attach, release and other powered functions up to 250' [76 m] away for installing windows and more in multi-story buildings

Alternative Vacuum Pads

Adapt lifter to specialized uses, including:

10" [25 cm] diameter, concave pad (G0750) for handling curved loads

10" [25 cm] diameter, lipped pad (HV11) for handling semiporous, flat loads

(Specifications not as listed above. Please contact us for more information)

Alternative Pad Compounds

Specially designed for heat resistance, marking resistance, coated surfaces and other purposes

Counterbalance Lifter (CB2DCS)

Adjusts the hang angle of the lifter or load as needed for each job, while also providing the ability to reach under eaves, gables and other overhanging obstacles; radio controls enable remote use

DESIGN STANDARDS

ASME B30.20 (BTH-1 Design Category "B", Service Class "0"): Industry standards established by the American Society of Mechanical Engineers (ASME) and published by the American National Standards Institute (ANSI)

CE: Regulatory standards for health and safety required in the European Union

AS 4991: Regulatory standard required in Australia

Based on product information at time of publication. Environmental conditions can affect product performance and longevity; consult the product instructions on WPG.com or contact a Technical Sales Representative for more information.

